


NOISE DIODES

10 KHz TO 3 GHz



MINI NOISE DIODE SPECIFICATIONS

MODEL	FREQUENCY (1) RANGE	OUTPUT (2) dBm/Hz (min)	BIAS (3) CURRENT (typ)	TYP DC+ BIAS
SM-1	10 KHz – 1 MHz	-130	2-4mA	8.8v ± 1
	1MHz – 10 MHz	-137	2-4mA	8.8v ± 1
	10 MHz – 100 MHz	-140	2-4mA	8.8v ± 1
SM-3	10 KHz – 1 MHz	-138	2-4mA	6.5v ± 1
	1MHz – 10 MHz	-140	2-4mA	6.5v ± 1
	10 MHz – 100 MHz	-143	2-4mA	6.5v ± 1
SM-4	10 KHz – 1 MHz	-140	2-4mA	5.8v ± 1
	1MHz – 10 MHz	-141	2-4mA	5.8v ± 1
	10 MHz – 100 MHz	-143	2-4mA	5.8v ± 1
ST-2A	10 KHz – 1 MHz	33	2-4mA	5.2v ± 1
	1MHz – 100 MHz	30	2-4mA	5.2v ± 1
	100 MHz – 3 GHz	28	2-4mA	5.2v ± 1
SM-4	10 KHz – 3 GHz	34	4mA	5.8v ± 1
	10 KHz – 500 MHz	34	4mA	5.8v ± 1
	500 MHz – 3 GHz	29	4mA	5.8v ± 1

(1) The SM Series Noise Diodes do generate noise below 10 KHz, however, Micronetics' only specifies to a low end of 10 KHz.

(2) ENR is measured in a 50 ohm system.

(3) Spectral response varies with bias current. Differing levels of ENR and in-band flatness can be realized by adjusting bias current.

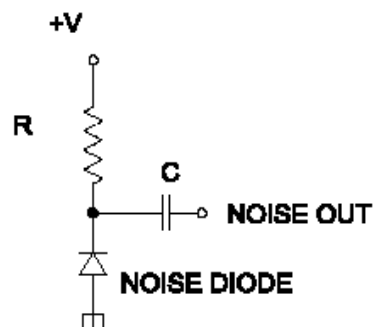
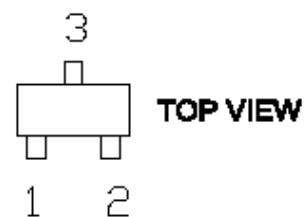
Application Notes:

Encryption: In this usage, the Gaussian output of the noise is used to generate random numbers by sampling the voltage of the noise using an A/D converter. Frequency requirements are usually a function of the system parameters of the random numbers desired. As with the dithering circuit, the noise amplitude from the diode needs to be boosted with gain. These circuits are typically high impedance.

A/D Converter Dithering Circuit: Sensitivity can be increased significantly when summing low frequency noise (in the range of 10 KHz - 5 MHz depending on the A/D converter) with the IF frequency prior to the input of the A/D Converter. The noise signal amplitude needs to be boosted significantly from the output of the noise diode. Designers usually take two approaches, one at 50 ohm in which standard radio frequency gain blocks are used and the noise is combined with the signal at 50 ohms. The signal + noise is then converted to high impedance prior to being fed into the A/D. The second uses op amps to boost the noise signal and the noise is summed with the signal all at high impedance and fed directly into the A/D.

DESCRIPTION

Micronetics' Noise Diodes with their small, surface mount SOT-23 package is ideally suited for medium and high volume production circuits. The random highly stable noise characteristic makes it ideal for several applications from encryption, to A/D dithering.



MICRONETICS

NOISE PRODUCTS